

powered by

**Q.ANTUM DUO**

# Q.PEAK DUO-G6+ 340-360

ENDURING HIGH  
PERFORMANCE



#### Q.ANTUM TECHNOLOGY: LOW LEVELISED COST OF ELECTRICITY

Higher yield per surface area, lower BOS costs, higher power classes, and an efficiency rate of up to 20.4 %.



#### INNOVATIVE ALL-WEATHER TECHNOLOGY

Optimal yields, whatever the weather with excellent low-light and temperature behaviour.



#### ENDURING HIGH PERFORMANCE

Long-term yield security with Anti LID Technology, Hot-Spot Protect and Traceable Quality Tra.Q™.



#### EXTREME WEATHER RATING

High-tech aluminium alloy frame, certified for high snow (5400 Pa) and wind loads (4000 Pa).



#### A RELIABLE INVESTMENT

Inclusive 25-year product warranty and 25-year linear performance warranty<sup>1</sup>.



#### STATE OF THE ART MODULE TECHNOLOGY

Q.ANTUM DUO combines cutting edge cell separation and innovative wiring with Q.ANTUM Technology.

<sup>1</sup> See data sheet on rear for further information.

#### THE IDEAL SOLUTION FOR:



Rooftop arrays on  
residential buildings



Rooftop arrays on  
commercial/industrial  
buildings



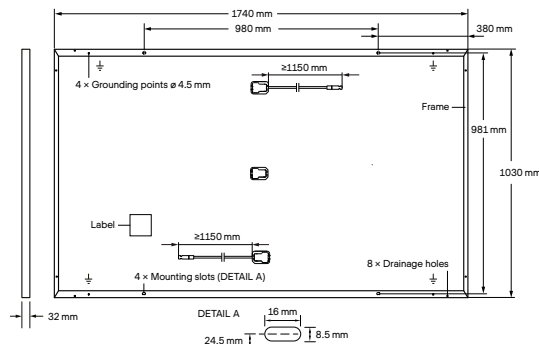
Ground-mounted  
solar power plants

Engineered in Germany

**Q CELLS**

## MECHANICAL SPECIFICATION

Format	1740 mm × 1030 mm × 32 mm (including frame)
Weight	19.9 kg
Front Cover	3.2 mm thermally pre-stressed glass with anti-reflection technology
Back Cover	Composite film
Frame	Black anodised aluminium
Cell	6 × 20 monocrystalline Q.ANTUM solar half cells
Junction box	53-101 mm × 32-60 mm × 15-18 mm Protection class IP67, with bypass diodes
Cable	4 mm <sup>2</sup> Solar cable; (+) ≥ 1150 mm, (-) ≥ 1150 mm
Connector	Stäubli MC4; IP68

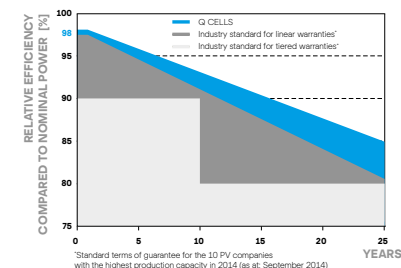


## ELECTRICAL CHARACTERISTICS

POWER CLASS				340	345	350	355	360
MINIMUM PERFORMANCE AT STANDARD TEST CONDITIONS, STC <sup>1</sup> (POWER TOLERANCE +5 W / –0 W)								
Minimum	Power at MPP <sup>1</sup>	P <sub>MPP</sub>	[W]	340	345	350	355	360
	Short Circuit Current <sup>1</sup>	I <sub>SC</sub>	[A]	10.68	10.73	10.79	10.84	10.90
	Open Circuit Voltage <sup>1</sup>	V <sub>OC</sub>	[V]	40.24	40.49	40.73	40.98	41.23
	Current at MPP	I <sub>MPP</sub>	[A]	10.16	10.22	10.27	10.33	10.38
	Voltage at MPP	V <sub>MPP</sub>	[V]	33.45	33.76	34.07	34.38	34.69
	Efficiency <sup>1</sup>	η	[%]	≥19.0	≥19.3	≥19.5	≥19.8	≥20.1
MINIMUM PERFORMANCE AT NORMAL OPERATING CONDITIONS, NMOT <sup>2</sup>								
Minimum	Power at MPP	P <sub>MPP</sub>	[W]	254.5	258.2	261.9	265.7	269.4
	Short Circuit Current	I <sub>SC</sub>	[A]	8.60	8.65	8.69	8.74	8.78
	Open Circuit Voltage	V <sub>OC</sub>	[V]	37.94	38.17	38.41	38.65	38.88
	Current at MPP	I <sub>MPP</sub>	[A]	8.00	8.04	8.09	8.13	8.17
	Voltage at MPP	V <sub>MPP</sub>	[V]	31.81	32.10	32.40	32.69	32.98

<sup>1</sup>Measurement tolerances P<sub>MPP</sub> ± 3%; I<sub>SC</sub>; V<sub>OC</sub> ± 5% at STC: 1000 W/m<sup>2</sup>, 25 ± 2°C, AM 1.5 according to IEC 60904-3 • <sup>2</sup>800 W/m<sup>2</sup>, NMOT, spectrum AM 1.5

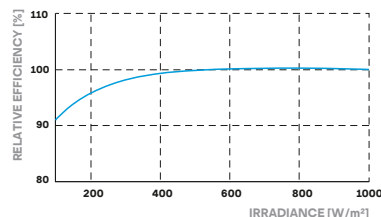
### Q CELLS PERFORMANCE WARRANTY



At least 98% of nominal power during first year. Thereafter max. 0.54% degradation per year. At least 93.1% of nominal power up to 10 years. At least 85% of nominal power up to 25 years.

All data within measurement tolerances. Full warranties in accordance with the warranty terms of the Q CELLS sales organisation of your respective country.

### PERFORMANCE AT LOW IRRADIANCE



Typical module performance under low irradiance conditions in comparison to STC conditions (25°C, 1000 W/m<sup>2</sup>).

### TEMPERATURE COEFFICIENTS

Temperature Coefficient of I <sub>SC</sub>	α	[%/K]	+0.04	Temperature Coefficient of V <sub>OC</sub>	β	[%/K]	-0.27
Temperature Coefficient of P <sub>MPP</sub>	γ	[%/K]	-0.36	Nominal Module Operating Temperature	NMOT	[°C]	43 ± 3

## PROPERTIES FOR SYSTEM DESIGN

Maximum System Voltage	V <sub>SYS</sub>	[V]	1000	PV module classification	Class II
Maximum Reverse Current	I <sub>R</sub>	[A]	20	Fire Rating based on ANSI / UL 61730	C / TYPE 2
Max. Design Load, Push / Pull		[Pa]	3600 / 2667	Permitted Module Temperature on Continuous Duty	-40°C - +85°C
Max. Test Load, Push / Pull		[Pa]	5400 / 4000		

## QUALIFICATIONS AND CERTIFICATES

IEC 61215:2016;  
IEC 61730:2016.  
This data sheet complies with DIN EN 50380.  
Certification holder:  
Hanwha Q CELLS GmbH



## PACKAGING INFORMATION

	1780 mm	1080 mm	1208 mm	673.8 kg	28 pallets	26 pallets	32 modules
Horizontal packaging							
Vertical packaging	1815 mm	1150 mm	1220 mm	683 kg	28 pallets	24 pallets	32 modules

**Note:** Installation instructions must be followed. See the installation and operating manual or contact our technical service department for further information on approved installation and use of this product. Q CELLS supplies solar modules in two different stacking methods, depending on the location of manufacture (modules are packed horizontally or vertically). You can find more detailed information in the document "Packaging and Transport Information", available from Q CELLS.

### Made in Korea

### Hanwha Q CELLS Australia Pty Ltd

Suite 1, Level 1, 15 Blue Street, North Sydney, NSW 2060, Australia | **TEL** +61 (0)2 9016 3033 | **FAX** +61 (0)2 9016 3032 | **EMAIL** q-cells-australia@q-cells.com | **WEB** www.q-cells.com/au