

powered by

Q.ANTUM DUO

Q.MAXX 320-335

ENDURING HIGH
PERFORMANCE



Q.ANTUM TECHNOLOGY: LOW LEVELISED COST OF ELECTRICITY

Higher yield per surface area, lower BOS costs, higher power classes, and an efficiency rate of up to 20.2%.



INNOVATIVE ALL-WEATHER TECHNOLOGY

Optimal yields, whatever the weather with excellent low-light and temperature behaviour.



ENDURING HIGH PERFORMANCE

Long-term yield security with Anti LID Technology, Anti PID Technology¹, Hot-Spot Protect and Traceable Quality Tra.Q™.



EXTREME WEATHER RATING

High-tech aluminium alloy frame, certified for high snow (5400 Pa) and wind loads (4000 Pa).



A RELIABLE INVESTMENT

Inclusive 12-year product warranty and 25-year linear performance warranty².



STATE OF THE ART MODULE TECHNOLOGY

Q.ANTUM DUO combines cutting edge cell separation and innovative wiring with Q.ANTUM Technology.

¹ APT test conditions according to IEC/TS 62804-1:2015, method B (-1500V, 168h)

² See data sheet on rear for further information.

THE IDEAL SOLUTION FOR:



Rooftop arrays on
residential buildings



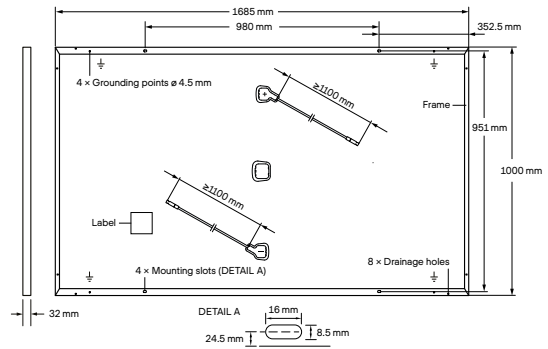
Rooftop arrays on
commercial/industrial
buildings

Engineered in Germany

Q CELLS

MECHANICAL SPECIFICATION

Format	1685mm × 1000mm × 32mm (including frame)
Weight	18.7kg
Front Cover	3.2mm thermally pre-stressed glass with anti-reflection technology
Back Cover	Composite film
Frame	Black anodised aluminium
Cell	6 × 20 monocrystalline Q.ANTUM solar half cells
Junction box	53-101mm × 32-60mm × 15-18mm Protection class IP67, with bypass diodes
Cable	4 mm ² Solar cable; (+) ≥ 1100mm, (-) ≥ 1100mm
Connector	Stäubli MC4; IP68



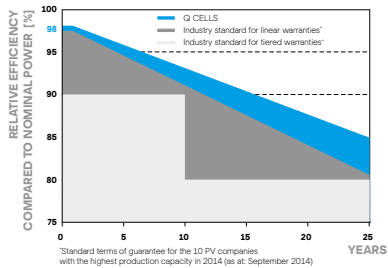
ELECTRICAL CHARACTERISTICS

POWER CLASS				320	325	330	335
MINIMUM PERFORMANCE AT STANDARD TEST CONDITIONS, STC ¹ (POWER TOLERANCE +5 W / -0 W)							
Minimum	Power at MPP ¹	P _{MPP}	[W]	320	325	330	335
	Short Circuit Current ¹	I _{SC}	[A]	10.04	10.10	10.15	10.21
	Open Circuit Voltage ¹	V _{OC}	[V]	40.10	40.36	40.62	40.89
	Current at MPP	I _{MPP}	[A]	9.56	9.61	9.67	9.72
	Voltage at MPP	V _{MPP}	[V]	33.47	33.81	34.14	34.47
	Efficiency ¹	η	[%]	≥19.0	≥19.3	≥19.6	≥19.9
MINIMUM PERFORMANCE AT NORMAL OPERATING CONDITIONS, NMOT ²							
Minimum	Power at MPP	P _{MPP}	[W]	239.2	242.9	246.6	250.4
	Short Circuit Current	I _{SC}	[A]	8.09	8.14	8.18	8.22
	Open Circuit Voltage	V _{OC}	[V]	37.81	38.06	38.31	38.55
	Current at MPP	I _{MPP}	[A]	7.52	7.57	7.61	7.65
	Voltage at MPP	V _{MPP}	[V]	31.79	32.11	32.42	32.73

¹Measurement tolerances $P_{MPP} \pm 3\%$; I_{SC} ; $V_{OC} \pm 5\%$ at STC: 1000 W/m^2 , $25 \pm 2^\circ\text{C}$, AM 1.5 according to IEC 60904-3 • 2800 W/m^2 , NMOT, spectrum AM 1.5

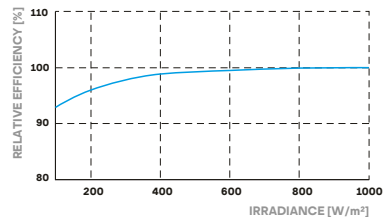
Q CELLS PERFORMANCE WARRANTY

PERFORMANCE AT LOW IRRADIANCE



At least 98% of nominal power during first year. Thereafter max. 0.54% degradation per year. At least 93.1% of nominal power up to 10 years. At least 85% of nominal power up to 25 years.

All data within measurement tolerances. Full warranties in accordance with the warranty terms of the Q CELLS sales organisation of your respective country.



Typical module performance under low irradiance conditions in comparison to STC conditions (25 °C, 1000W/m²).

TEMPERATURE COEFFICIENTS

Temperature Coefficient of I_{SC}	α	[%/K]	+0.04	Temperature Coefficient of V_{OC}	β	[%/K]	-0.27
Temperature Coefficient of P_{MPP}	γ	[%/K]	-0.36	Normal Module Operating Temperature	NMOT	[°C]	43±3

PROPERTIES FOR SYSTEM DESIGN

Maximum System Voltage	V _{SYS} [V]	1000 (IEC)/1000 (UL)	Safety Class	II
Maximum Reverse Current	I _R [A]	20	Fire Rating based on ANSI / UL 1703	C / TYPE 2
Max. Design Load, Push / Pull	[Pa]	3600/2667	Permitted Module Temperature on Continuous Duty	-40°C - +85°C
Max. Test Load, Push / Pull	[Pa]	5400/4000		

QUALIFICATIONS AND CERTIFICATES

VDE Quality Tested, IEC 61215:2016; IEC 61730:2016, Application Class II,
Certification holder: Hanwha Q CELLS GmbH; This data sheet complies with
DIN EN 50380.



PACKAGING INFORMATION

Number of Modules per Pallet	32
Number of Pallets per Trailer (24t)	30
Number of Pallets per 40' HC-Container (26t)	26
Pallet Dimensions (L x W x H)	1745 x 1130 x 1170mm
Pallet Weight	639 kg

Note: Installation instructions must be followed. See the installation and operating manual or contact our technical service department for further information on approved installation and use of this product.

Made in China

Hanwha Q CELLS Australia Pty Ltd

Suite 1, Level 1, 15 Blue Street, North Sydney, NSW 2060, Australia | **TEL** +61 (0)2 9016 3033 | **FAX** +61 (0)2 9016 3032 | **EMAIL** g-cells-australia@g-cells.com | **WEB** www.g-cells.com/au

Specifications subject to technical changes © Q CELLS Q.MAXX_320-335_2019-10_Rev02_AU

Engineered in Germany

