



PV INVERTER

Three-Phase / M30A_230

Features

- Natural cooling design
- Toggle latch design and fast installation design
- Wireless (SUB_1G / Wi-Fi) communication and APP quick commission
- Fuseless design
- 3 MPP Trackers
- Night time reactive power
- IP66 and lightweight
- Built in DC switch, SPD and string monitoring function

www.deltaww.com

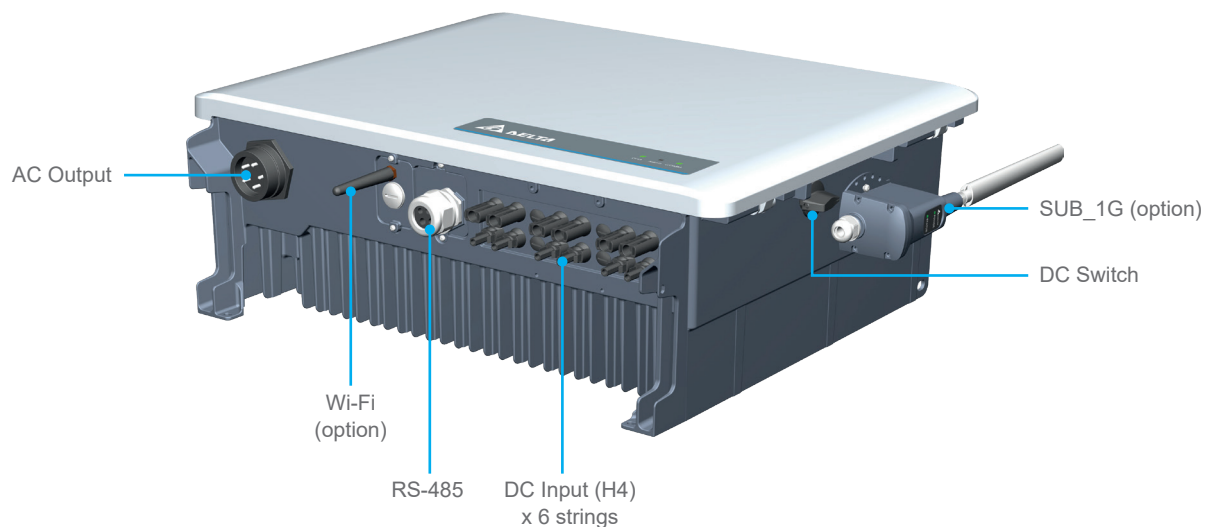


Product Overview

Delta M30A_230 is able to reach 98.6% peak efficiency, 98.2% Euro-efficiency over converting PV energy. 3 sets of MPP allows more flexibility when PV arrays are facing different directions while minimizing energy losses and maximizing higher yields.




Form Factor



Dimensions




Installation Guide



Fast Installation

Delta M30A_230 with the H4 fast connects which allows easy plug in during installation. The toggle latch design saves considerable time for maintenance and minimizes the risk of water intrusion.



Specifications

Model Number	M30A_230			
DC Input				
Max Input Voltage	1100 V			
Operating Voltage Range	200 - 1000 V			
MPP Voltage Range (Full Power) ¹⁾	480 - 900 V			
Start Voltage	> 250 V			
Nominal DC Voltage	600 V			
Max Input Current	Each MPPT: 30 A, Total: 72 A			
MPP Tracker	3			
Connection Type	2 pairs / MPPT, Amphenol H4 DC Connector			
DC Switch	Built-in			
String Monitoring	Built-in			
Arc Fault Detector	Built-in			
Surge Protection	Type II SPD			
AC Output				
Max. Output Power	33 kVA			
Max. Output Current	50 A			
Output Power	30 kW @ 40°C ; 33 kW @ 35°C			
Nominal AC Voltage	3Ph 230 / 400V Y or Δ			
Operating Voltage Range	80% to 130% of Nominal AC Voltage			
Operating Frequency Range	50 / 60 Hz ± 5 Hz			
Power Factor (Adjustable)	0.8 lead - 0.8 lag			
Surge Protection	Type II SPD			
T.H.D	< 3%			
AC Connection Type	Plug Type, Cable Size 16 - 25 mm²			
Night Time Consumption ²⁾	< 2 W			
Efficiency				
Peak Efficiency	98.6%			
Euro Efficiency	98.2%			
Information				
Communication Port	RS-485 / Wi-Fi (optional: SUB_1G)			
Dispaly	LED (Grid, Alarm, Comm.)			
Certification				
	IEC 62109-1/-2 IEC 62920	CNS 15382 CNS 15426-1/-2	VDE-AR-N 4105 VDE-AR-N 4110	EN/IEC 61000-6-1/-2 EN/IEC 61000-6-3/-4
General Data				
Operating Temp. Range	-25 to +60°C (derating > 40°C)			
Protection Level	IP66			
Operating Elevation	< 4000 m			
Cooling	Natural Cooling			
Noise	45.9 dBA @1m, Amb25°C			
Dimension (W x H x D)	651 x 520 x 220 mm			
Weight	42 kg			

1) 30 kW

2) Night time consumption with standby communication

*All specifications are subject to change without prior notice



Delta Electronics, Inc.

39 Section 2 Huandong Road, Shanhua District,
Tainan City 74144, Taiwan (R.O.C.)

TEL : +886 6 505-6565

FAX : +886 6 505-1919

info@deltaww.com